

2025 Edition

# CHINA LNG PLANTS & TERMINALS MAP

The Latest Blueprint and Data of China's LNG Supply Facilities  
(574+ LNG Plants and 81+ Receiving Terminals)



Fill This Booking Form to Customize Your

**2025 CHINA LNG PLANTS & TERMINALS MAP**

Language: English Edition

**Step 1: Select (☑) Map Size, Content and Number of Copies**

Description	Professional Edition		Junior Analyst Edition		Senior Analyst Edition <sup>7</sup>
	L	XL	L	XL	XL
Map Size	L	XL	L	XL	XL
Length × Height <sup>1</sup> (cm)	200×120	250×150	200×120	250×150	250×150
China's LNG Plants' Location and Status	✓	✓	✓	✓	✓
China's LNG Import / Reshipment Terminals' Location and Status	✓	✓	✓	✓	✓
Inset Maps	✓	✓	✓	✓	✓
Add Your Company Name into Map <sup>2</sup>	✓	✓	✓	✓	✓
Add China's Prefecture Cities and Rivers / Lakes	✓	✓	✓	✓	✓
Add Table of China's LNG Plants <sup>3</sup>	×	×	✓	✓	✓
Add Table of China's LNG Receiving Terminals <sup>4</sup>	×	×	✓	✓	✓
China's Natural Gas Balance Sheet Table <sup>5</sup>	×	×	×	×	✓
China's Gas Production by Provinces Table	×	×	×	×	✓
China's Gas Production by Major Oil Companies Table	×	×	×	×	✓
China's Natural Gas Consumption by Industries <sup>6</sup>	×	×	×	×	✓
China's Natural Gas Consumption by Provinces	×	×	×	×	✓
China's Natural Gas Supply in Cities by Provinces	×	×	×	×	✓
China's Natural Gas Gasified City Population by Provinces	×	×	×	×	✓
World LNG Export Database Table, Import Database Table	×	×	×	×	✓
Price / copy	\$451	\$476	\$544	\$568	\$660
No. of Copies to Book					

- The customized map size has an error rate of 0.5% due to artificial involvement in cutting. Each of the map's 4 sides has 1cm blank area left for map mounting. Therefore, the map's picture size should minus 2 cm for both its length and height;
- Your company name will be, by default, added into the map;
- Table of China's LNG Plants** introduces each recorded project's name, province, city, status, company;
- Table of China's LNG Receiving Terminals** introduces each project's name, province, city, status, company;
- China's Natural Gas Balance Sheet Table**: China's total natural gas available for consumption (output, imports, exports, stock changes in the year); total consumption (by main industry sectors) and balance. LNG data is included since 2010;
- China's Natural Gas Consumption by Industries**: China's natural gas consumption figures by 51 industry sectors.
- Industry research statistics tables in analyst edition maps introduce the latest 17 years' data officially published by China's state statistics authority. Please note that nationwide data from state authority will be published during June and be delayed, as a practice, by two years. Therefore, the latest year that contains statistics data will be "the year before last year".

**Step 2: Select (☑) Other Services**

- \$2970 **Latest Research Service & Data on China LNG Plants**  
 \$419 **Latest Research Service & Data on China LNG Terminals**

- Please refer to the "Research Service & Data" instruction in this form or contact us for sample;
- The price, mainly calculated by project number, may change to reflect the latest project changes;
- The research data (in Microsoft Excel format) will take 15 working days to be updated so as to reflect the latest industry situation exactly on the delivery date.

**Order, Payment, Delivery Time and Shipping**

- Send your booking form to publications@araworldwide.com, and it will be usually processed within one working day. An invoice will be sent to you with total sum of the order, shipping fee (charged based on your mailing address and total weight) and our banking account;
- Each map is exported from latest database upon your order and customizing demands. Your orders will be shipped in 15 working days from the date your payment is received;
- Within 30 days after you receive your order, if you would like to have a larger map or want to add more customized elements into your map, you can receive the new map after you mail the existing map back to us and pay just the additionally-occurred fees.

**Mailing Address and Contacts**

Name \_\_\_\_\_ Job Title \_\_\_\_\_

Phone \_\_\_\_\_ Email \_\_\_\_\_











Company \_\_\_\_\_

Note: Official name of your company is required as it will be added into the customized map.

Mailing Address \_\_\_\_\_

Postcode \_\_\_\_\_

**RELATED PROJECTS**

-  Existing Conventional LNG Plant
-  New Conventional LNG Plant
-  Existing Wellhead LNG Plant
-  New Wellhead LNG Plant
-  Existing LNG Plant (by Pipeline Pressure)
-  New LNG Plant (by Pipeline Pressure)
-  Existing Onland LNG Terminal
-  New Onland LNG Terminal
-  Existing Floating LNG Terminal
-  New Floating LNG Terminal

**MAP FIGURES**

**No. of LNG Plants:** 574+  
**No. of LNG Terminals:** 81+  
*The exact no. of projects should refer to your tailor-made map on the delivery date.*  
**No. of Inset Maps:** 4  
**No. of Tables:** 11 (Optional)  
**Map Size:** Tailor-made  
**Delivery Time:** 15 Working Days  
**Recommended Size:** L or above  
**Format:** Rolled Paper Map  
 No Digital Copy Available

**INSET MAPS**

- LNG Plants in Ordos, Inner Mongolia
- LNG Plants in North Shaanxi Province
- LNG Plants in Shanxi Province
- LNG Plants in Gansu Province

Latest Research Service &amp; Data on

**CHINA'S LNG PLANTS**

This research introduces each LNG plant's province, prefecture, address, project status, production start year, feed gas type, feed gas supply facilities, feed gas supplier, current LNG production capacity, planned LNG production capacity growth in short term, planned LNG production capacity growth in long term, current No. of LNG trains, planned No. of LNG trains growth in short term, planned No. of LNG trains growth in long term, current LNG storage size, planned LNG storage size growth in short term, planned LNG storage size growth in long term, current No. of LNG tanks, planned No. of LNG tanks growth in short term, planned No. of LNG tanks growth in long term, shareholding situation, project investor name, project operator name.

Latest Research Service &amp; Data on

**CHINA'S LNG TERMINALS**

This research product introduces each LNG receiving terminal's province, prefecture, plant address, project status, production start year, regasified LNG export pipeline, regasified LNG export pipeline operator, current LNG receiving capacity, planned LNG receiving capacity growth in short term, planned LNG receiving capacity growth in long term, current LNG storage size, planned LNG storage size growth in short term, planned LNG storage size growth in long term, current No. of LNG tanks, planned No. of LNG tanks growth in short term, planned No. of LNG tanks growth in long term, shareholding situation, project investor name, project operator name.

**SUBSCRIPTION CONTACT**

Ms. Jenny Jiang  
 Shanghai Retail Office  
 ARA Research and Publication  
 Phone: (0086 21) 6652 3700  
 E-mail: publications@araworldwide.com  
 Address: 6F, Building B, Tongyi Enterprise Plaza, No.568 West Tianshan Road, Shanghai, P.R. China, 200335

**Intellectual Property Rights:**

Ordering the product and service in this form does NOT grant you a license to distribute and resell.