

World LNG Import Terminals Report

ARA Research and Publications





Publish Date 2021-12
No. of World LNG Import Terminals 300

Note:

1, The statistics don't include LNG railway terminal.

Nation	No. of Projects	Nation	No. of Projects
Albania	1	Kuwait	2
Argentina	3	Lebanon	1
Australia	2	Lithuania	1
Bahrain	1	Malaysia	2
Bangladesh	3	Malta	1
Belgium	1	Mexico	4
Benin	1	Morocco	1
Brazil	6	Myanmar	2
Canada	1	Namibia	1
China	95	Netherlands	1
Chile	4	Pakistan	2
Colombia	2	Panama	1
Croatia	1	Phillipine	3
Cyprus	1	Poland	1
Dominica	3	Romania	1
Ecuador	1	Portugal	1
Egypt	2	Puerto Rico	1
Estonia	2	Russia	1
Finland	1	Singapore	1
France	4	South Africa	1
Germany	2	South Korea	8
Ghana	2	Spain	9
Greece	3	Sri Lanka	1
Jamaica	1	Sweden	0
Japan	48	Thailand	2
Jordan	1	Turkey	5
Kenya	1	Ukraine	1
India	13	United Arab Emirates	2
Indonesia	12	UK	5
Ireland	1	USA	8
Israel	1	Uruguay	1
Italy	6	Vietnam	2
Ivory Coast	1		
Total			300

Related Projects

-  Existing Onland LNG Terminal
-  New Onland LNG Terminal
-  Existing Floating LNG Terminal
-  New Floating LNG Terminal

Related Maps

[Click to View>](#)



Related Database

[Click to View>](#)

The related World LNG Import Terminals database provides following data:

- Project name
- Nation
- Province
- Plant address
- Project status
- Operation start year
- Project participants
- Current LNG receiving capacity
- Planned LNG receiving capacity growth in short term
- Planned LNG receiving capacity growth in long term
- Current LNG storage size
- Planned LNG storage size growth in short term
- Planned LNG storage size growth in long term
- Current No. of LNG tanks
- Planned No. of LNG tanks growth in short term
- Planned No. of LNG tanks growth in long term
- Project Participants